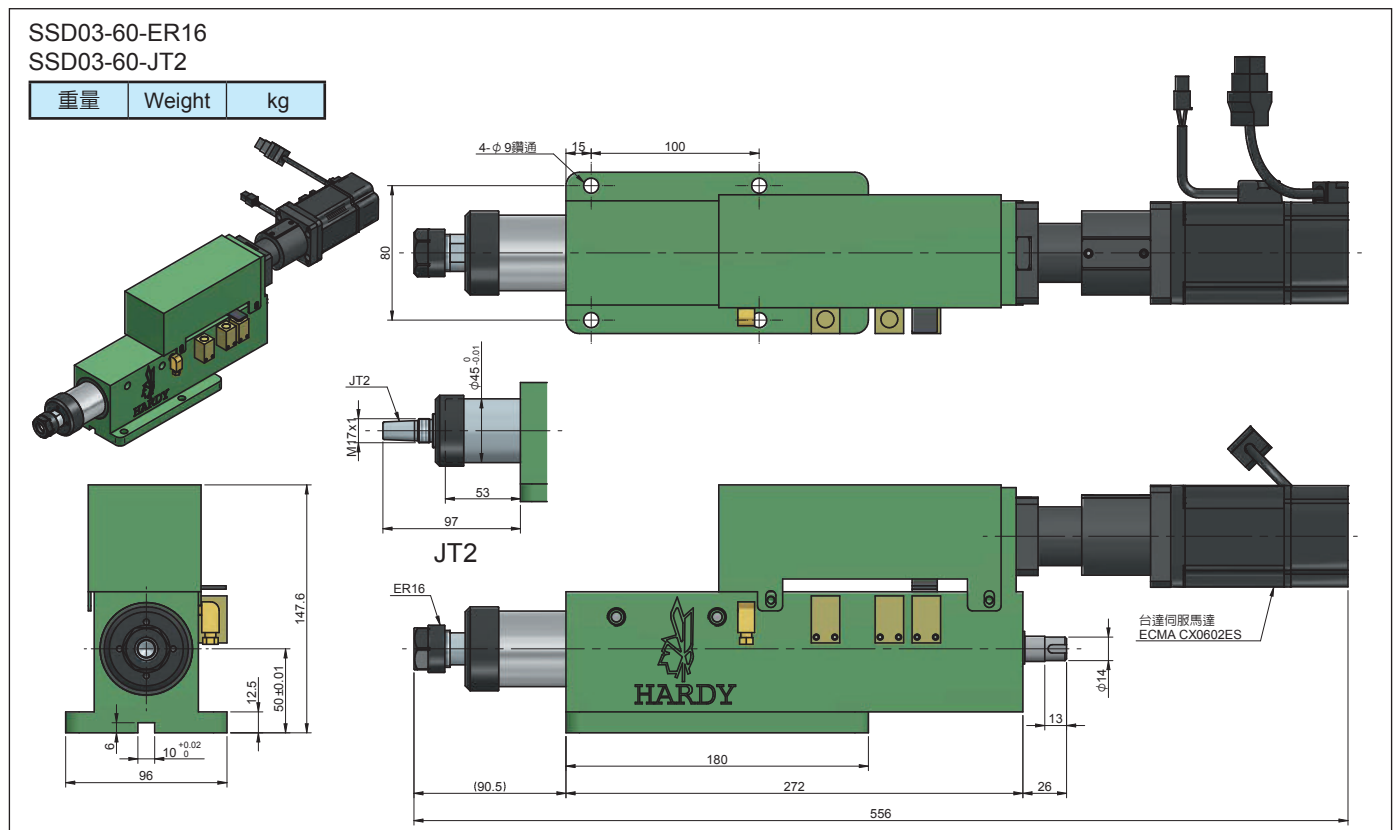


5001# SSD03-60/80 伺服鑽孔/攻牙動力頭 Drilling/Tapping Spindle Head-Servo Type

規格	Model	SSD03-60	SSD03-80
鑽孔能力	Drilling Capacity(S45C)	φ6	
最大行程	Max. Stroke	60mm	80mm
最高轉速	Max. RPM	10000	
馬力	Horsepower	1/2HP×2P	
主軸皮帶輪	Spindle Pulley	5J-200	
主軸軸承	Spindle Bearing	6002ZZ×4	
皮帶輪軸承	Pulley Bearing	6002ZZ×3	
螺桿軸承座軸承	Bearing Of Ballscrew Bearing Block	7001×2	
螺桿軸承座油封	Seal Of Ballscrew Bearing Block	TC15-24-5×1 , TC18-30-6×1	
前蓋油封	Front Cover Seal	TC45-55-8×1	
主軸油封	Spindle Seal	TC22-30-7×1	
滾珠螺桿	Ball screw	φ16×5×C5	

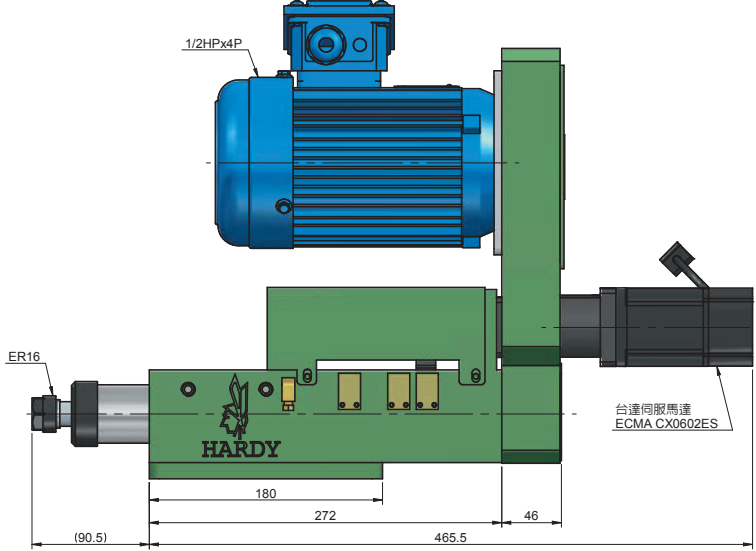
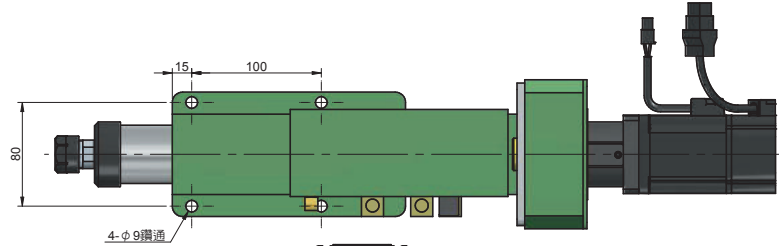
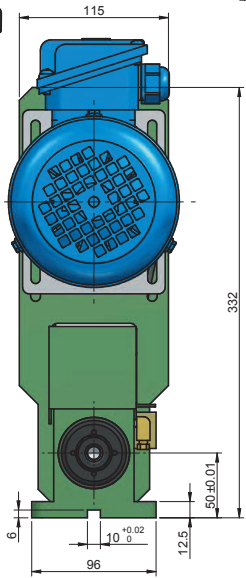
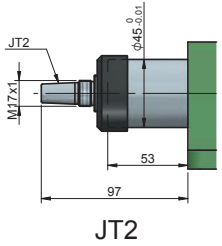

Roundness: ≤0.003mm



5001# SSD03-60 伺服鑽孔/攻牙動力頭 Drilling/Tapping Spindle Head-Servo Type

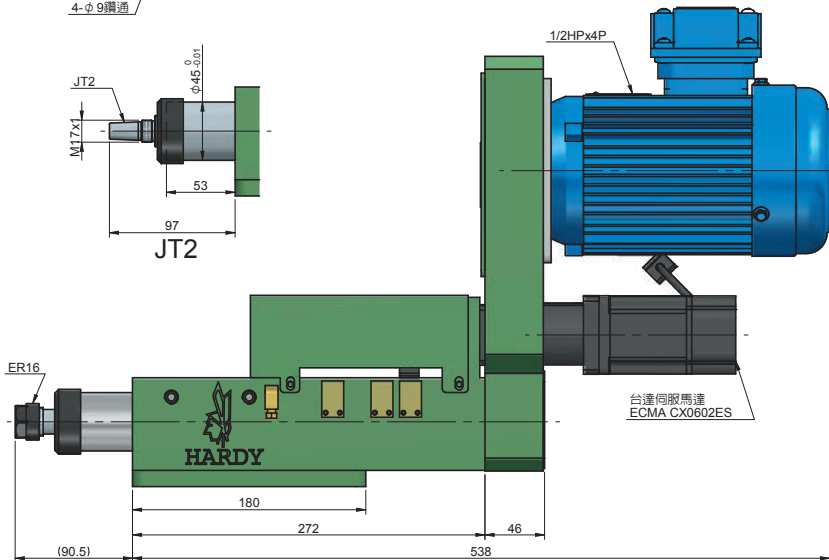
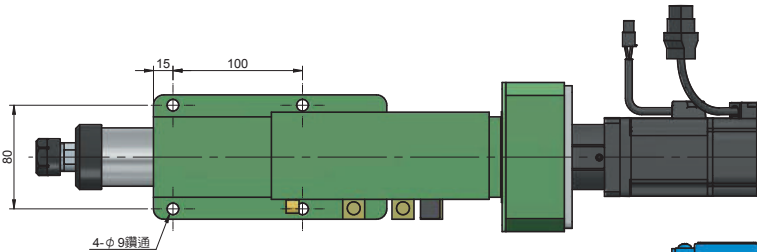
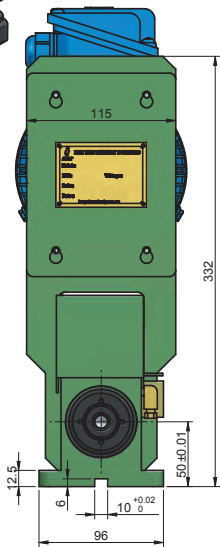
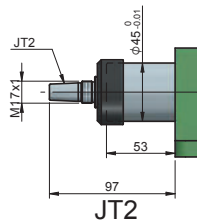
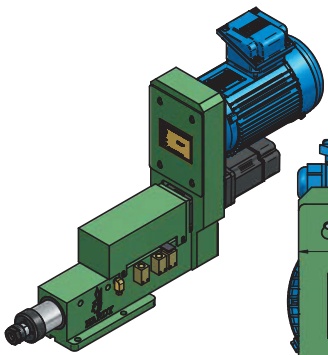
SSD03-60-ER16-MF
SSD03-60-JT2-MF

重量	Weight	kg
----	--------	----



SSD03-60-ER16-MB
SSD03-60-JT2-MB

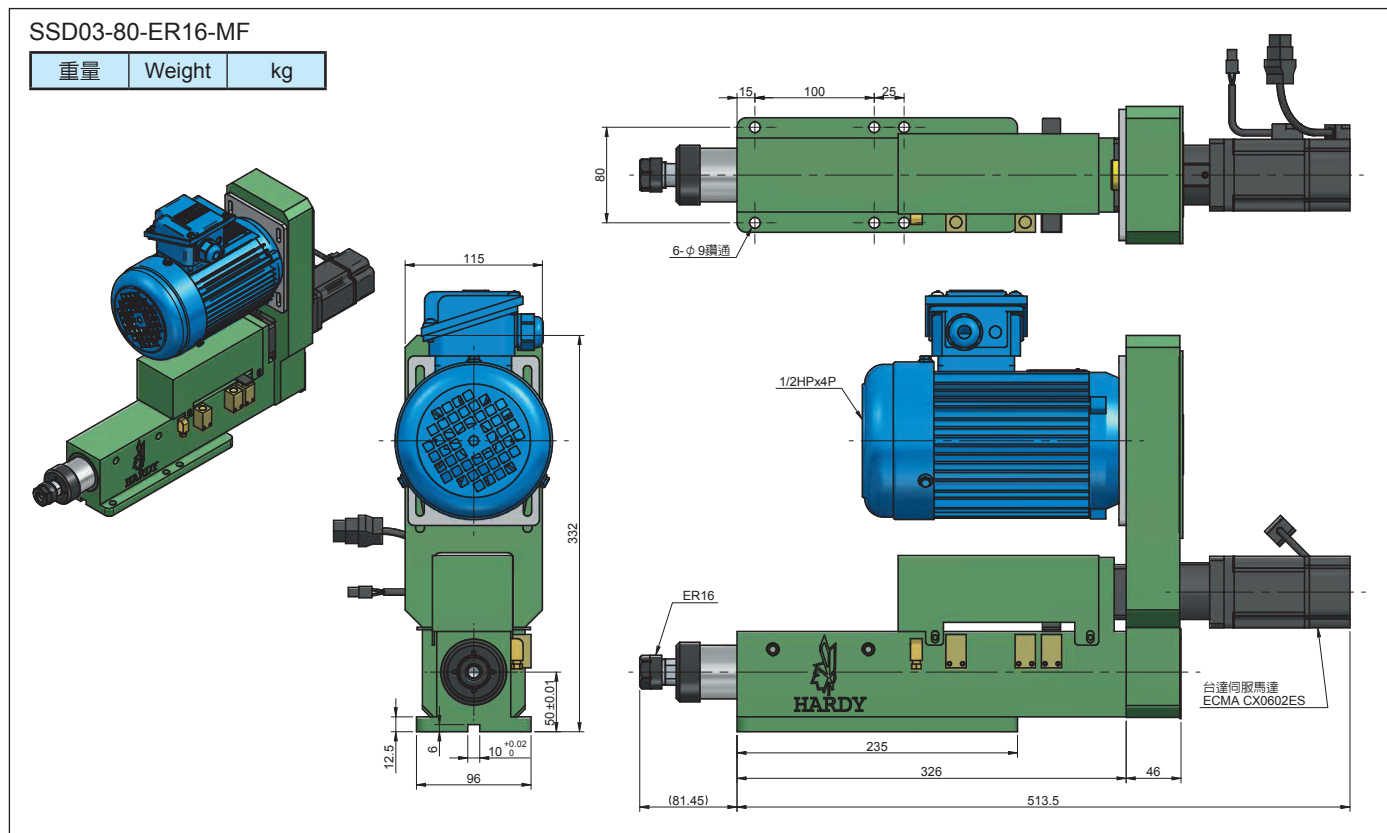
重量	Weight	kg
----	--------	----



5001# SSD03-80 伺服鑽孔/攻牙動力頭 Drilling/Tapping Spindle Head-Servo Type

SSD03-80-ER16-MF

重量	Weight	kg

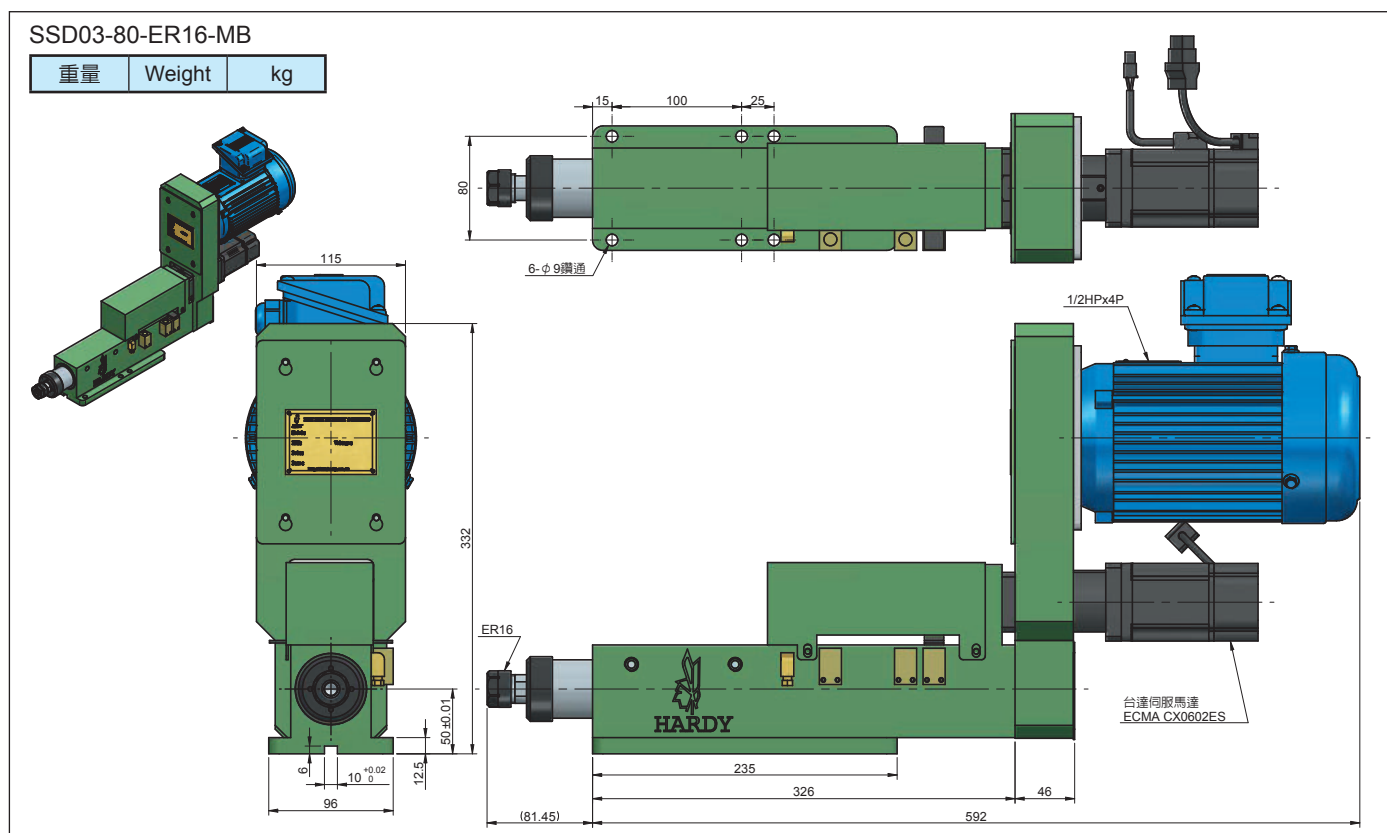


Technical drawing of the SSD03-80-ER16-MF servo drilling/tapping spindle head. The drawing includes an isometric view, a front view, and a side view. Key dimensions and labels are as follows:

- Front View Dimensions:** Total width 115, total height 332, bottom width 96, bottom height 12.5, bottom hole diameter ϕ , bottom hole offset 10 (+0.02), bottom hole diameter 50 (+0.01).
- Side View Dimensions:** Total length 513.5, distance from ER16 to motor 235, motor length 46, distance from ER16 to motor end 326, ER16 diameter 15, motor length 100, motor offset 25.
- Labels:** 6- ϕ 9 鑿通 (6 holes, 9mm diameter, through), 1/2HPx4P (motor), ER16 (spindle), HARDY (brand), 台達伺服馬達 ECMA CX0602ES (Taiwan Servo Motor ECMA CX0602ES).

SSD03-80-ER16-MB

重量	Weight	kg



Technical drawing of the SSD03-80-ER16-MB servo drilling/tapping spindle head. The drawing includes an isometric view, a front view, and a side view. Key dimensions and labels are as follows:

- Front View Dimensions:** Total width 115, total height 332, bottom width 96, bottom height 12.5, bottom hole diameter ϕ , bottom hole offset 10 (+0.02), bottom hole diameter 50 (+0.01).
- Side View Dimensions:** Total length 592, distance from ER16 to motor 235, motor length 46, distance from ER16 to motor end 326, ER16 diameter 15, motor length 100, motor offset 25.
- Labels:** 6- ϕ 9 鑿通 (6 holes, 9mm diameter, through), 1/2HPx4P (motor), ER16 (spindle), HARDY (brand), 台達伺服馬達 ECMA CX0602ES (Taiwan Servo Motor ECMA CX0602ES).